

























College Park's Collection of Quality K3/K4 Feet

FOOT	MOUNTING	WEIGHT LIMIT	SIZES	IMPACT	HEIGHT	WEIGHT**	WARRANTY	L-CODE†	ENVIROHELL
 SOLEUS	Endo (4-hole)	220 lbs (21-24 cm) 250 lbs (25-26 cm) 275 lbs (27-30 cm)	21-30 cm		6.4-7.6 in	667 g	3	L5986 + L5987	
 VELOCITY	Endo (IP)	250 lbs (25-26 cm) 275 lbs (27-30 cm)	25-30 cm		4.7-5.2 in	631 g	3	L5981 + L5986	
 VENTURE	Endo (IP) Exo (ALX)	250 lbs (21-24 cm) 275 lbs (25-30 cm)*	21-30 cm		2.5-2.7 in (IP) 5.0-5.2 in (ALX)	585 g	3	L5981 + L5986	
 TRUSTEP	Endo (IP) Exo (ALX)	300 lbs (Endo) 352 lbs (Exo)	22-31 cm		3.5 in (IP) 6.0 in (ALX)	678 g	3 18 mo / 300+ lbs		
 TRIBUTE	Endo (IP)	220 lbs	21-30 cm		2.4 in	529 g	2	L5979	
 HORIZON HD	Endo (IP)	330 lbs (21-25 cm) 365 lbs (26-30 cm)	21-30 cm		2.3 in	518 g	3	L5981	
 HORIZON LT	Endo (IP)	220 lbs	21-30 cm		2.5 in	482 g	3	L5981	
 ODYSSEY_{K3}	Endo (IP)	275 lbs	21-30 cm		3.4-3.6 in	750 g	3	L5981 + L5968	

* Low impact only

**26 cm, including Enviroshell

Caucasian, Tan, Brown, Jet Black

† The listing of codes with these products should not be construed as a guarantee for coverage or payment. Ultimate responsibility for the coding of services/products rests with the individual practitioner.

College Park designs and manufactures a full line of anatomically correct, custom built prosthetic solutions. College Park is ISO 13485 certified with an extensive focus on quality testing, and proudly sources and produces all products entirely in the USA. With precise engineering and quality manufacturing, College Park is committed to innovating human locomotion solutions for users all over the world.



college park


TECHNOLOGY for the HUMAN RACE

800.728.7950 | 586.294.7950 | college-park.com



479 LIT BRO VL 190408

©2019, College Park Industries, Inc. All rights reserved.



 **velocity**[®]




The Velocity's coupled toe springs work together to provide a progressive, dynamic response. The smooth roll-over makes for a comfortable walking foot that kicks into gear during high impact activities. The foot combines high functionality for thrill seekers and no maintenance to keep them on the go.



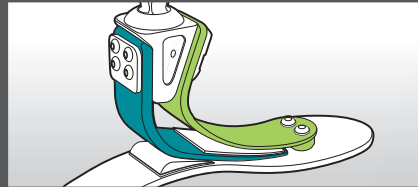
INTELLIWEAVE® COMPOSITE

College Park's proprietary Intelliweave composite technology brings the maximum amount of strength and flexibility. The fibers are woven by hand in a 3D pattern for ultimate durability and precision gait matching.



WEDGES FOR CUSTOMIZATION

The Velocity ships with three different heel wedges and a toe wedge, providing easy adjustment capabilities to fine-tune the response.



INTEGRATED SPRING TECHNOLOGY

This is the art of using multiple springs in parallel or in a series to produce a proportional loading response. College Park precisely engineers these springs with different dynamics to load and unload at the right time, producing seamless transitions.



Made with aircraft grade aluminum, the Velocity's housing is reinforced for strength and noise abatement.



The posterior spring is upgraded for improved dynamics. The foot comes custom gait-matched with 10 different spring combinations.



MULTI-AXIAL RESPONSE

Far superior to the average 2D carbon laminate foot, the Velocity has multi-axial response throughout. The Intelliweave composites provide excellent inversion and eversion for any sort of terrain.



"The Velocity gives me the no-maintenance freedom I needed yet has the energy return and balance I desire. It's perfectly tuned for me; smooth, minimal, balanced power and energy storage plus excellent all over shock absorption. It's a great cycling and everyday foot for me."

– Matt, Velocity user
college-park.com/testimonials



TECHNICAL SPECIFICATIONS

FUNCTION

Integrated Spring Technology

MOUNTING

Endo (IP)

SIZES

25-30 cm

WEIGHT LIMIT

25-26 cm | 250 lbs (113 kg)

27-30 cm | 275 lbs (125 kg)

CLEARANCE

4.7-5.2 in
 (16.3-19.3 cm)

WEIGHT*

631 g

WARRANTY

3 years

L-CODES**

L5981
 L5986

IMPACT LEVEL



ENVIROSHELL®†

C T B J
 narrow & wide

*25 cm model, including Enviroshell. **The listing of codes with these products should not be construed as a guarantee for coverage or payment. Ultimate responsibility for the coding of services/products rests with the individual practitioner.

† Caucasian, Tan, Brown, or Jet Black.

