

TECHNICAL INSTRUCTIONS & USER GUIDE



metro liners®
genesee

GEL SLEEVES



WARNINGS

- Never wear the sleeve over open sores or non-intact skin
- Do not wear the sleeve for more than 20 hours daily
- Do not apply lotions or other products before donning the sleeve
- If you notice discomfort, poor circulation, and/or changes in skin color, discontinue use and notify your prosthetist immediately



800.728.7950 | 586.294.7950 | college-park.com

MADE IN THE USA
497 INS MT GS 150825



COLLEGE PARK INDUSTRIES

27955 College Park Industries, Warren, MI 48088 USA



EMERGO EUROPE

Molenstraat 15, 2513 BH, The Hague, Netherlands

©2015 College Park Industries, Inc. All rights reserved.
College Park and Genesee are registered trademarks.



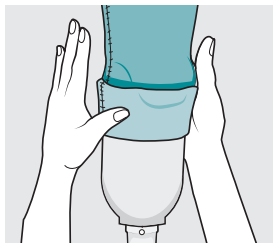
college park
technology for the human race

The College Park's Genesee Gel sleeve is suitable as the primary suspension method, or for use with a suction or vacuum suspension. The sleeve is made with hypoallergenic material with no additives that could cause skin reactions. It's also infused with a mineral oil gel to help protect against shear and friction, as well as moisturize skin and scar tissue.

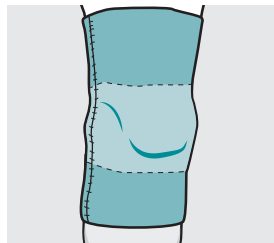
FITTING GUIDELINES

The sleeve can be trimmed by the prosthetist using sharp scissors or equivalent. Adhesive is not required to prevent unraveling. Trimming the sleeve too short is not covered under the warranty.

INSTALLING THE SLEEVE

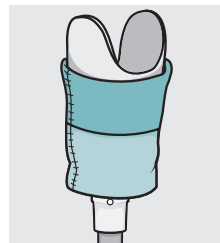


Invert the bottom half of the sleeve (gel facing out) and place onto the top of the socket. Roll the inverted side down onto the socket.

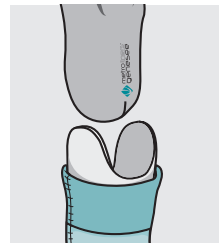


The inner elastic fabric reinforcement should cover the brim of the socket.

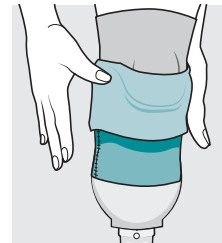
DONNING THE SLEEVE



Roll down the top half of the sleeve (gel facing out).



Wearing a liner (and sock if needed), place limb into the socket.



Roll sleeve up onto the limb. Ensure that air pockets have been eliminated and that there are no wrinkles in the sleeve.

CLEANING GUIDELINES

DAILY - Hand wash the sleeve daily using a mild detergent. Do not scrub the inner gel material. Rinse thoroughly and blot dry using a lint free cloth. Turn the sleeve with the fabric side out and allow it to air dry overnight.

Note: Do not reuse the sleeve until it is completely dry.

STORAGE

In order to maintain its shape, use the provided foam insert when the sleeve is not in use. Store in a cool, dry place.